



IPNP4317



Height  
1-5/8"  
(4cm)

Width 1-5/8" (4cm)

AVAILABLE MATERIALS

ArchPolymer™

Interior & Exterior, Water Rot, Insect Resistant

Flexible ResinMold®

for Arches / Curves / Circles / Straight Lengths  
Interior & Exterior, Water, Rot, Insect Resistant

GRG Glass Fiber Reinforced Gypsum (Interior)

FRP Fiberglass (Exterior)



IPNP4407



6-1/8" x 6-1/8"  
15.5cm x 15.5cm  
Projection 9/16" (1.4cm)



\* All specifications subject to change without notice, Final products & Measurements may vary from this brochure





IPNP4410



IPNP4405




IPNP4404



IPNP4402



IPNP4401



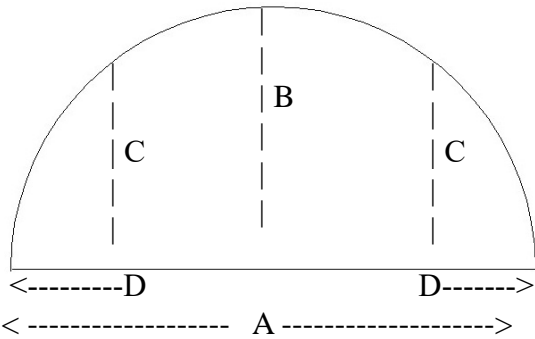
Length 9-1/4" (23.5cm)  
Height 4-5/16" (10.9cm)  
Projection 9/16" (1.5cm)

\* All specifications subject to change without notice, Final products & Measurements may vary from this brochure



# Profile: IPNP4317 Flexible ResinMold®

## 1) ARCH - True 1/2 Circle & Eyebrow Elevation Drawing



Please Provide Inside Measurements

Horizontal A = \_\_\_\_\_ Center Rise B = \_\_\_\_\_ Mid Rise C = \_\_\_\_\_

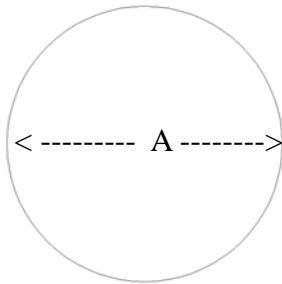
D = Distance to Side from C \_\_\_\_\_ Number of Arches: \_\_\_\_\_

## 2) CIRCLE

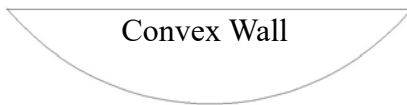
Diameter A \_\_\_\_\_

or Circumference \_\_\_\_\_

# of Circles \_\_\_\_\_

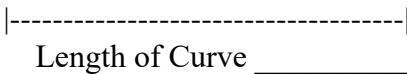


## 3) CURVED WALL Plan View Drawings




Convex Wall

----  
A = Depth= \_\_\_\_\_  
----

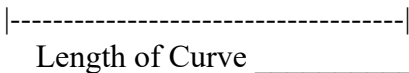


Length of Curve \_\_\_\_\_



Concave Wall

----  
A = Depth= \_\_\_\_\_  
----



Length of Curve \_\_\_\_\_

## 4) STRAIGHT LENGTHS

Total Feet (Meters)

Required: \_\_\_\_\_



Imperial Productions®

1-800-399-7585

Imperial Productions & Distribution Inc Toronto / New York

email sales@imperialproductions.com copyright 2016 MRDCI All Rights Reserved

MAR-2021