



IPNP4309



IPNP4389

8-1/2"  
x 8-1/2"  
x 11/16"



Width  
2-1/16"  
(5.2cm)

Depth  
11/16"  
(1.7cm)

IPNP4386



10" x 10"

25.4cm x  
25.4cm

1-3/16"  
3cm

IPNP4400



4-5/16"  
(3cm)

Depth 14-15/16" x 4-5/16" x 1-3/16"

### Available Materials

**ArchPolymer™** Interior & Exterior, Water Rot, Insect Resistant

**Flexible ResinMold™** for Arches / Curves / Circles / Straight Lengths

Interior & Exterior, Water, Rot, Insect Resistant

**GRG** Glass Fiber Reenforced Gypsum (Interior)

**GFRC-Zeament™** 11 Finishes Exterior Use

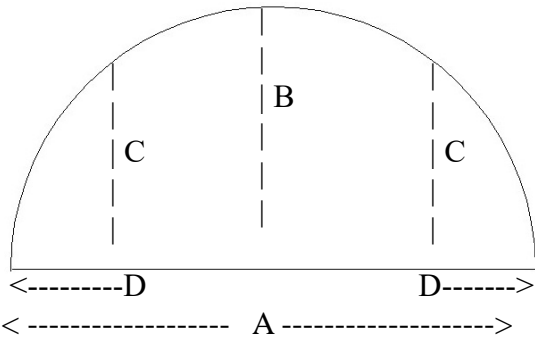
**Ships World Wide**

\* All specifications subject to change without notice, Final products & Measurements may vary from this brochure



# Profile: IPNP4309 Flexible ResinMold™

## 1) ARCH - True 1/2 Circle & Eyebrow Elevation Drawing



Please Provide Inside Measurements

Horizontal A = \_\_\_\_\_ Center Rise B = \_\_\_\_\_ Mid Rise C = \_\_\_\_\_

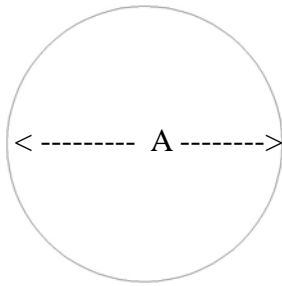
D= Distance to Side from C \_\_\_\_\_ Number of Arches: \_\_\_\_\_

## 2) CIRCLE

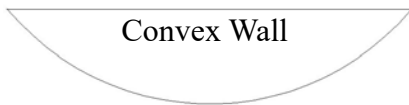
Diameter A \_\_\_\_\_

or Circumference \_\_\_\_\_

# of Circles \_\_\_\_\_

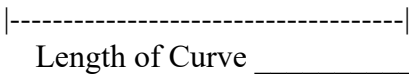


## 3) CURVED WALL Plan View Drawings



Convex Wall

A = Depth= \_\_\_\_\_

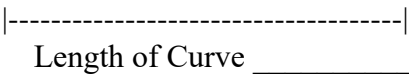


Length of Curve \_\_\_\_\_



Concave Wall

A = Depth= \_\_\_\_\_



Length of Curve \_\_\_\_\_

## 4) STRAIGHT LENGTHS

Total Feet (Meters)

Required: \_\_\_\_\_



Imperial Productions®

1-800-399-7585

Imperial Productions & Distribution Inc Toronto / New York

email sales@imperialproductions.com copyright 2016 MRDCI All Rights Reserved

MAR-2019