



Imperial Productions® Mouldings

IPNP4300 Suite



Depth 13/16" (2cm)



Width
1-9/16"
(4cm)

AVAILABLE MATERIALS

ArchPolymer™

Interior & Exterior, Water Rot, Insect Resistant

Flexible ResinMold®

for Arches / Curves / Circles / Straight Lengths
Interior & Exterior, Water, Rot, Insect Resistant

GRG Glass Fiber Reinforced Gypsum (Interior)

FRP Fiberglass (Exterior)

IPNP4387



10"
(25.4cm)


10" (25.4cm)

IPNP4481



7-7/8"
(20cm)

7-7/8" (20cm)



IPNP4384



Height
9-1/16"
(23cm)

----- 25-9/16" (65cm) -----

Ships World Wide

* All specifications subject to change without notice, Final products & Measurements may vary from this brochure



Imperial Productions®

1-800-399-7585

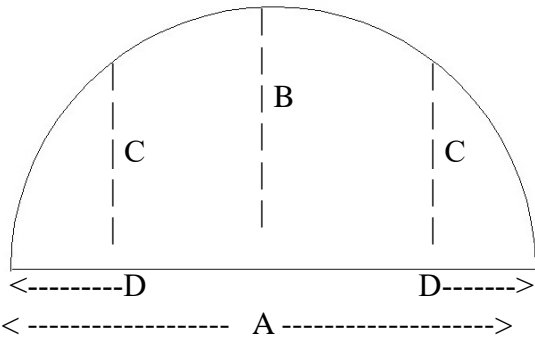
Imperial Productions & Distribution Inc.

email sales@imperialproductions.com copyright 2016 MRDCI All Rights Reserved

APR-23

Profile: IPNP4300 Flexible ResinMold®

1) ARCH - True 1/2 Circle & Eyebrow Elevation Drawing



Please Provide Inside Measurements

Horizontal A = _____ Center Rise B = _____ Mid Rise C = _____

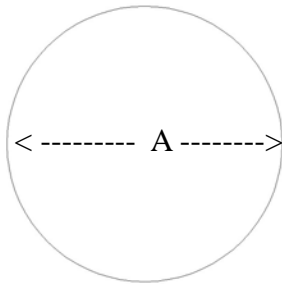
D= Distance to Side from C _____ Number of Arches: _____

2) CIRCLE

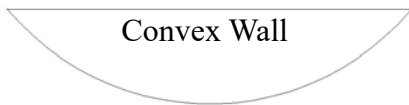
Diameter A _____

or Circumference _____

of Circles _____

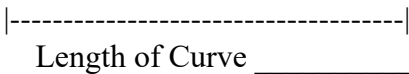


3) CURVED WALL Plan View Drawings



Convex Wall

A = Depth= _____

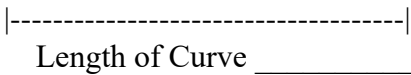


Length of Curve _____



Concave Wall

A = Depth= _____



Length of Curve _____

4) STRAIGHT LENGTHS

Total Feet (Meters)

Required: _____



Imperial Productions®

1-800-399-7585

Imperial Productions & Distribution Inc.

email sales@imperialproductions.com copyright 2016 MRDCI All Rights Reserved

APR-23