



# IPBAM61 Faux Bamboo Hardwood Straight Lengths, Arches, Curves



Scribe Repeat 9" (22.86cm)  
Flat 9" (22.86) Scribe 9" (22.86cm)

Depth 3/8" (10cm)



Width  
3/4"  
(1.9cm)

## Available Materials

\* Maple / Cherry / White Oak / Red Oak / Alder

\* Flexible ResinMold®

for Arches / Curves / Circles / Straight Lengths  
Interior & Exterior, Water, Rot, Insect Resistant

## Ships World Wide

ResinMold®



\* All specifications subject to change without notice, Final products & Measurements may vary from this brochure



Imperial Productions®

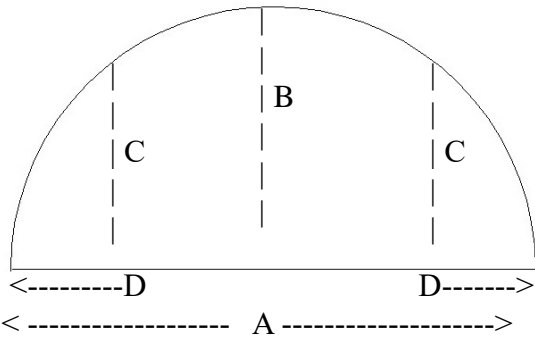
1-800-399-7585

Imperial Productions & Distribution Inc Toronto / New York

email sales@imperialproductions.com copyright 2016 MRDCI All Rights Reserved

# Profile: IPBAM61 Flexible ResinMold®

## 1) ARCH - True 1/2 Circle & Eyebrow Elevation Drawing



Please Provide Inside Measurements

Horizontal A = \_\_\_\_\_ Center Rise B = \_\_\_\_\_ Mid Rise C = \_\_\_\_\_

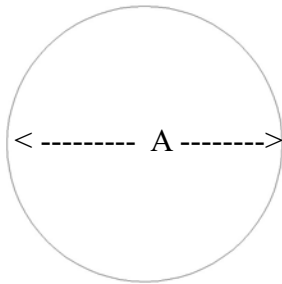
D= Distance to Side from C \_\_\_\_\_ Number of Arches: \_\_\_\_\_

## 2) CIRCLE

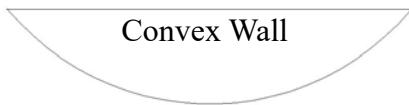
Diameter A \_\_\_\_\_

or Circumference \_\_\_\_\_

# of Circles \_\_\_\_\_

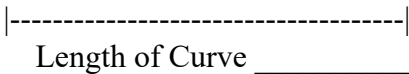


## 3) CURVED WALL Plan View Drawings




Convex Wall

A = Depth= \_\_\_\_\_

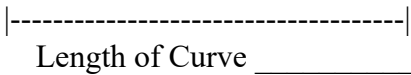


Length of Curve \_\_\_\_\_



Concave Wall

A = Depth= \_\_\_\_\_



Length of Curve \_\_\_\_\_

## 4) STRAIGHT LENGTHS

Total Feet (Meters)

Required: \_\_\_\_\_

COMPANY DETAILS



Imperial Productions®

1-800-399-7585

Imperial Productions & Distribution Inc Toronto / New York

email sales@imperialproductions.com copyright 2016 MRDCI All Rights Reserved