



Imperial Productions® Mouldings

IPNP4021



Height
6-3/4"
17.1cm

Diagonal
9-3/4"
24.7cm

Depth: 7" (17.8cm)

Made from

Arch-Polymer™

Interior & Exterior, White Primed, High Quality,
Cuts like Wood Similar density to White Pine,
Rot, Water & Insect Resistant, Easy to Install

ResinMold™ for Curves, Circles

GRG (Glass Fiber Gypsum)

for Interior Use (minium order applies)

FRP (Fiberglass)

for Exterior use (minium order applies)

Ships World Wide

* All specifications subject to change without notice, Final products & Measurements may vary from this brochure



Imperial Productions®

1-800-399-7585

Imperial Productions & Distribution Inc.

email sales@imperialproductions.com copyright 2016 MRDCI All Rights Reserved

APR-23



Crown Inserts IPNP5000

Matching Mid Section for IPNP4021



Crown Corners - 2 corners per length IPNP5001

Matching Corners



Imperial Productions®

1-800-399-7585


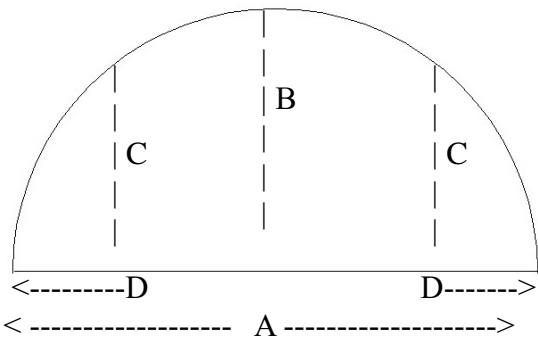
Imperial Productions & Distribution Inc.

email sales@imperialproductions.com copyright 2016 MRDCI All Rights Reserved

APR-23

Profile: IPNP4021 Flexible ResinMold™

1) ARCH - True 1/2 Circle & Eyebrow Elevation Drawing



Please Provide Inside Crown Measurements

Horizontal A = _____ Center Rise B = _____ Mid Rise C = _____

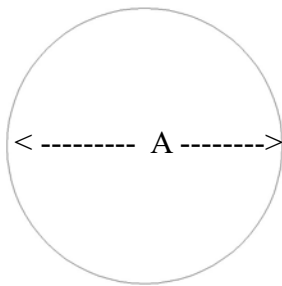
D = Distance to Side from C _____ Number of Arches: _____

2) CIRCLE

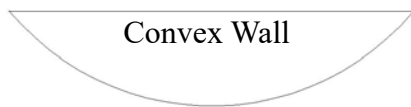
Diameter A _____

or Circumference _____

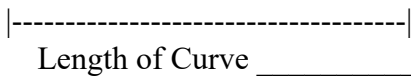
of Circles _____



3) CURVED WALL Plan View Drawings



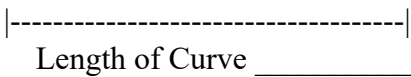
A = Depth = _____



Length of Curve _____



A = Depth = _____



Length of Curve _____

4) STRAIGHT LENGTHS

Total Feet (Meters)
Required: _____

5) ORIENTATION circle one

wall =>



Imperial Productions®

1-800-399-7585

Imperial Productions & Distribution Inc.

email sales@imperialproductions.com copyright 2016 MRDCI All Rights Reserved

APR-23