




Imperial Productions® Mouldings

IPNP4010



Diagonal
2-1/2"
6.5cm

Height
1-13/16"
4.6cm

Projection 1-13/16" (4.6cm)

AVAILABLE MATERIALS

ArchPolymer™


Interior & Exterior, Water Rot, Insect Resistant

Flexible ResinMold®

for Arches / Curves / Circles / Straight Lengths
Interior & Exterior, Water, Rot, Insect Resistant

GRG Glass Fiber Reinforced Gypsum (Interior)

FRP Fiberglass (Exterior)



Ships World Wide

* All specifications subject to change without notice, Final products & Measurements may vary from this brochure



Imperial Productions®


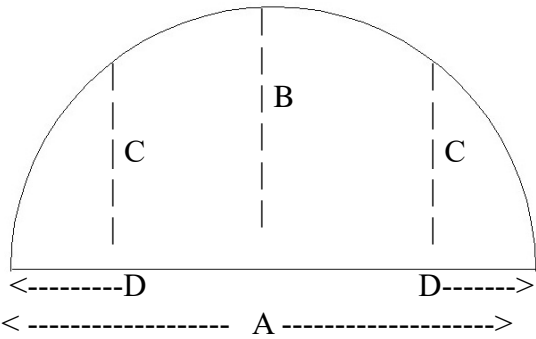
1-800-399-7585

Imperial Productions & Distribution Inc.

email sales@imperialproductions.com copyright 2016 MRDCI All Rights Reserved

APR-23

1) ARCH - True 1/2 Circle & Eyebrow
Elevation Drawing



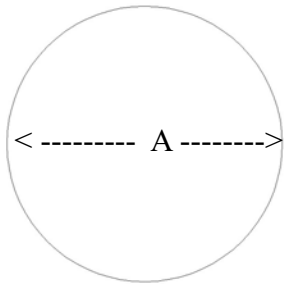
Please Provide Inside Crown Measurements

Horizontal A = _____ Center Rise B = _____ Mid Rise C = _____

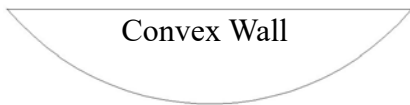
D= Distance to Side from C _____ Number of Arches: _____

2) CIRCLE

Diameter A _____
or Circumference _____
of Circles _____

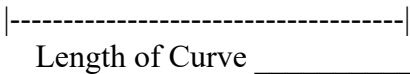


3) CURVED WALL Plan View Drawings



Convex Wall

A = Depth= _____

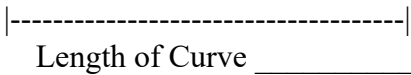


Length of Curve _____



Concave Wall

A = Depth= _____



Length of Curve _____

4) STRAIGHT LENGTHS

Total Feet (Meters)
Required: _____

5) ORIENTATION circle one

