



Imperial Productions® Mouldings

IPJP901



Height
7-3/8"
18.7cm

Projection: 4-7/8" (12.38cm)

Made from
ArchPolymer™
High Density Polyurethane
Insect & Water Resistant
Cuts like wood same
consistency as White Pine

ResinMold™
Made as per the radius
for Curves, Arches
Circles

Ships World Wide

* All specifications subject to change without notice, Final products & Measurements may vary from this brochure



Imperial Productions®

1-800-399-7585


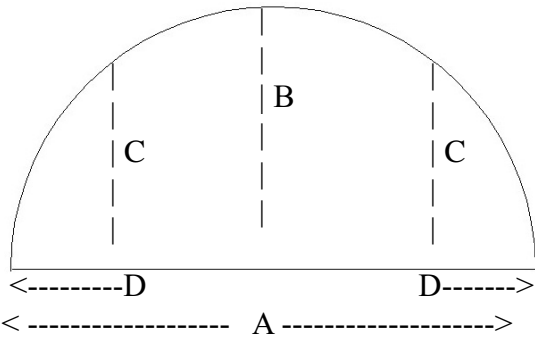
Imperial Productions & Distribution Inc.

email sales@imperialproductions.com copyright 2016 MRDCI All Rights Reserved

APR-23

Profile: IPJP901 Flexible ResinMold™

1) ARCH - True 1/2 Circle & Eyebrow Elevation Drawing



Please Provide Inside Crown Measurements

Horizontal A = _____ Center Rise B = _____ Mid Rise C = _____

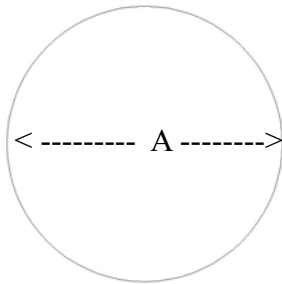
D = Distance to Side from C _____ Number of Arches: _____

2) CIRCLE

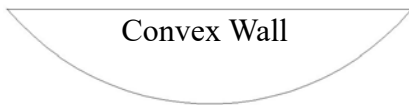
Diameter A _____

or Circumference _____

of Circles _____

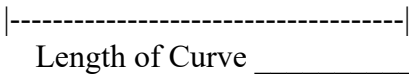


3) CURVED WALL Plan View Drawings



Convex Wall

A = Depth = _____

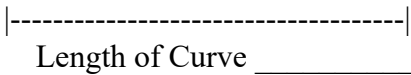


Length of Curve _____



Concave Wall

A = Depth = _____



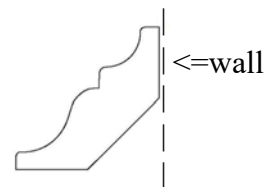
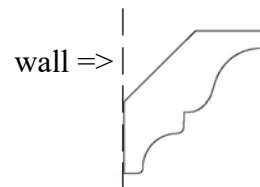
Length of Curve _____

4) STRAIGHT LENGTHS

Total Feet (Meters)

Required: _____

5) ORIENTATION circle one



Imperial Productions®

1-800-399-7585

Imperial Productions & Distribution Inc.

email sales@imperialproductions.com copyright 2016 MRDCI All Rights Reserved

APR-23