




Imperial Productions® Mouldings

IPJP4023



Projection: 5-1/2" (13.97cm)

Made from

ArchPolymer™

High Density Polyurethane

Insect & Water Resistant

Cuts like wood same

consistency as White Pine

Height

5-1/2"

13.97cm

ResinMold™

Made as per the radius

for Curves, Arches

Circles

Diagonal

7-7/8"

22.5cm



**Ships World Wide**

\* All specifications subject to change without notice, Final products & Measurements may vary from this brochure



Imperial Productions®

1-800-399-7585


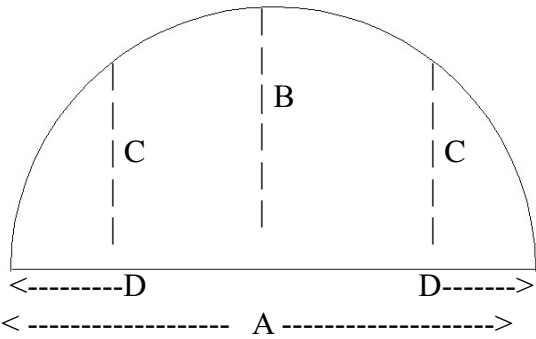
Imperial Productions & Distribution Inc.

email sales@imperialproductions.com copyright 2016 MRDCI All Rights Reserved

APR-23

# Profile: IPJP4023 Flexible ResinMold™

## 1) ARCH - True 1/2 Circle & Eyebrow Elevation Drawing



Please Provide Inside Crown Measurements

Horizontal A = \_\_\_\_\_ Center Rise B = \_\_\_\_\_ Mid Rise C = \_\_\_\_\_

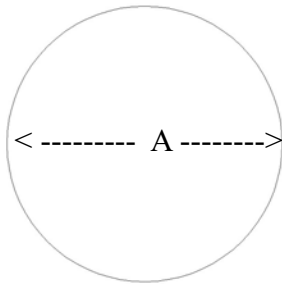
D = Distance to Side from C \_\_\_\_\_ Number of Arches: \_\_\_\_\_

## 2) CIRCLE

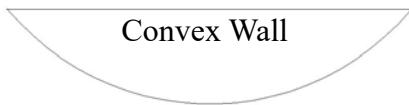
Diameter A \_\_\_\_\_

or Circumference \_\_\_\_\_

# of Circles \_\_\_\_\_

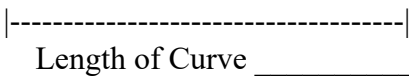


## 3) CURVED WALL Plan View Drawings




Convex Wall

A = Depth = \_\_\_\_\_

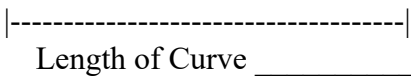


Length of Curve \_\_\_\_\_



Concave Wall

A = Depth = \_\_\_\_\_



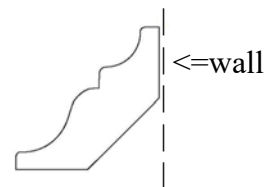
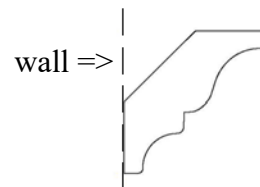
Length of Curve \_\_\_\_\_

## 4) STRAIGHT LENGTHS

Total Feet (Meters)

Required: \_\_\_\_\_

## 5) ORIENTATION circle one



Imperial Productions®

1-800-399-7585

Imperial Productions & Distribution Inc.

email sales@imperialproductions.com copyright 2016 MRDCI All Rights Reserved

APR-23