



Imperial Productions® Mouldings

IPJP3030

Height 10-1/4" (26cm)

Diagonal 11-11/16" (29.7cm)

Projection 5-5/8" (14.2cm)

AVAILABLE MATERIALS

ArchPolymer™

Interior & Exterior, Water Rot, Insect Resistant

Flexible ResinMold®

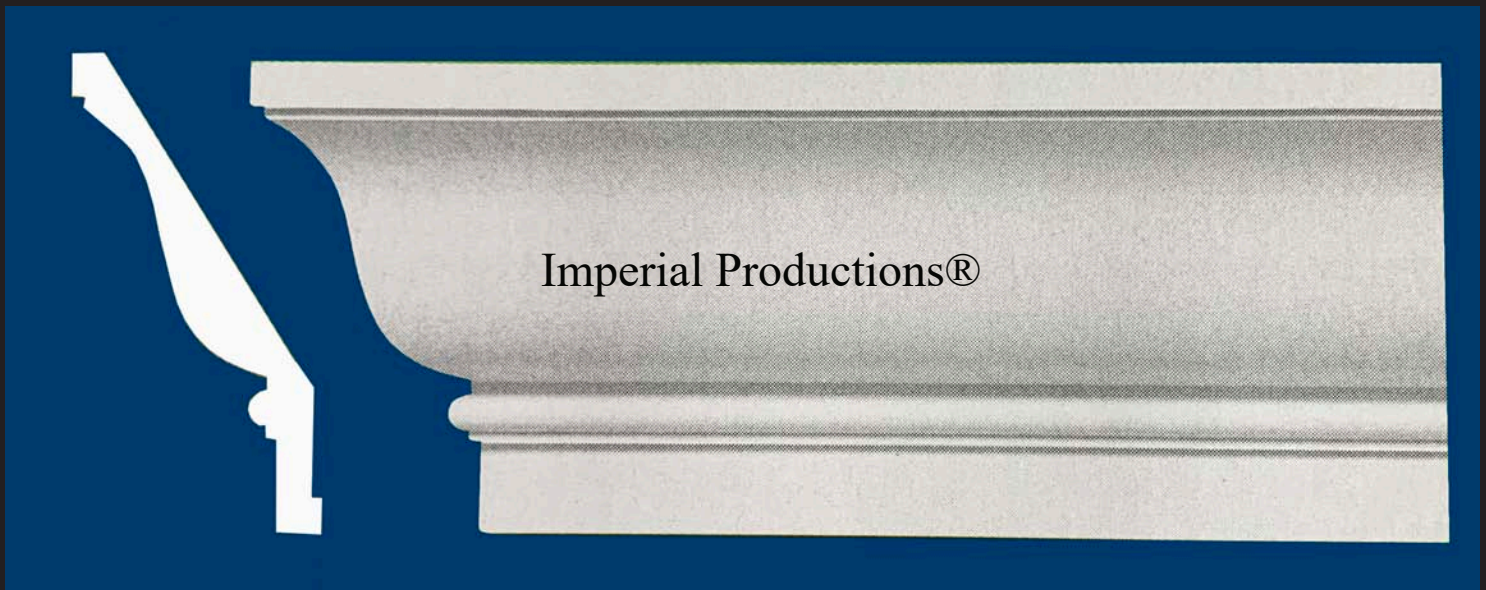
for Arches / Curves / Circles / Straight Lengths

Interior & Exterior, Water, Rot, Insect Resistant

GRG Glass Fiber Reenforced Gypsum (Interior)

FRP Fiberglass (Exterior)

Zeament (Concrete Composite)



Ships World Wide

* All specifications subject to change without notice, Final products & Measurements may vary from this brochure



Imperial Productions®

1-800-399-7585


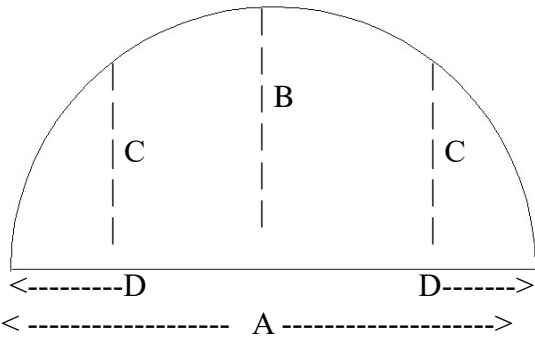
Imperial Productions & Distribution Inc.

email sales@imperialproductions.com copyright 2016 MRDCI All Rights Reserved

APR-23

Profile: IPJP3012 Flexible ResinMold®

1) ARCH - True 1/2 Circle & Eyebrow Elevation Drawing



Please Provide Inside Crown Measurements

Horizontal A = _____ Center Rise B = _____ Mid Rise C = _____

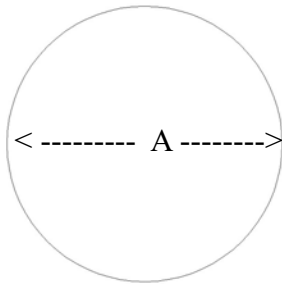
D = Distance to Side from C _____ Number of Arches: _____

2) CIRCLE

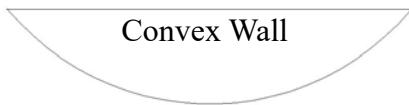
Diameter A _____

or Circumference _____

of Circles _____

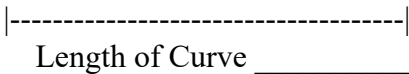


3) CURVED WALL Plan View Drawings




Convex Wall

A = Depth = _____

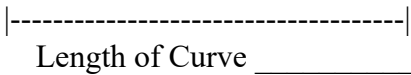


Length of Curve _____



Concave Wall

A = Depth = _____



Length of Curve _____

4) STRAIGHT LENGTHS

Total Feet (Meters)

Required: _____



Imperial Productions®

1-800-399-7585

Imperial Productions & Distribution Inc.

email sales@imperialproductions.com copyright 2016 MRDCI All Rights Reserved

APR-23