




Imperial Productions® Mouldings

IPJP3002

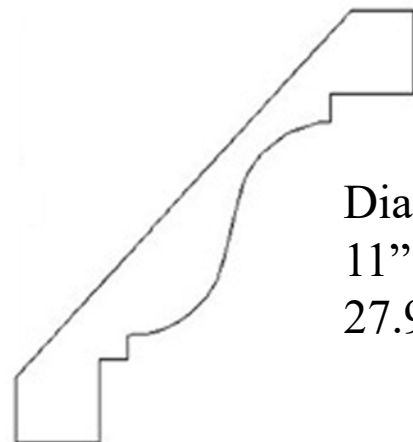


Projection: 7-1/8" (18cm)

Made from  
ArchPolymer™  
High Density Polyurethane  
Insect & Water Resistant  
Cuts like wood same  
consistency as White Pine

ResinMold™  
Made as per the radius  
for Curves, Arches  
Circles

Height  
7-3/4"  
19.6cm



Diagonal  
11"  
27.9cm

**Ships World Wide**

\* All specifications subject to change without notice, Final products & Measurements may vary from this brochure



Imperial Productions®

1-800-399-7585


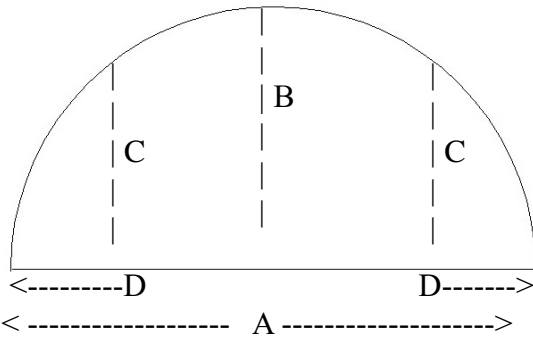
Imperial Productions & Distribution Inc.

email sales@imperialproductions.com copyright 2016 MRDCI All Rights Reserved

APR-23

# Profile: IPJP3002 Flexible ResinMold™

## 1) ARCH - True 1/2 Circle & Eyebrow Elevation Drawing



Please Provide Inside Crown Measurements

Horizontal A = \_\_\_\_\_ Center Rise B = \_\_\_\_\_ Mid Rise C = \_\_\_\_\_

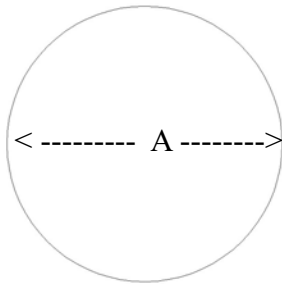
D = Distance to Side from C \_\_\_\_\_ Number of Arches: \_\_\_\_\_

## 2) CIRCLE

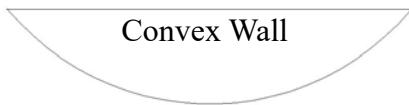
Diameter A \_\_\_\_\_

or Circumference \_\_\_\_\_

# of Circles \_\_\_\_\_

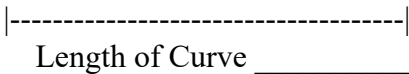


## 3) CURVED WALL Plan View Drawings




Convex Wall

A = Depth = \_\_\_\_\_

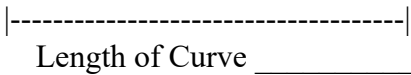


Length of Curve \_\_\_\_\_



Concave Wall

A = Depth = \_\_\_\_\_



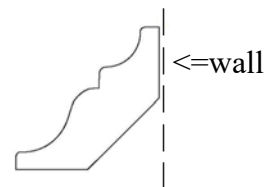
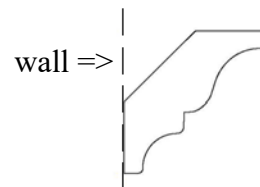
Length of Curve \_\_\_\_\_

## 4) STRAIGHT LENGTHS

Total Feet (Meters)

Required: \_\_\_\_\_

## 5) ORIENTATION circle one



Imperial Productions®

1-800-399-7585

Imperial Productions & Distribution Inc.

email sales@imperialproductions.com copyright 2016 MRDCI All Rights Reserved

APR-23