



IPNP8001 Suite ArchPolymer™ & ResinMold®

Martin Richards Design™
COLLECTION



Depth 13/16" (2.1cm)
Width 2-9/16" (6.5cm)



Great Chair-Rail



IPNP4388 Frame
Top
Width 39" (99cm)
Height 13-1/4"
(33.7cm)



IPNP4380
13-1/4" (23.6cm)



IPNP4383
13-1/4" (23.6cm)

Height
10-5/8"
(27cm)

IPNP8014

9-7/16"
(24cm)



5-1/8"
(130.01cm)

9-7/16" (24cm)



Available Materials

ArchPolymer™ Interior & Exterior, Water Rot, Insect Resistant

Flexible ResinMold™ for Arches / Curves / Circles / Straight Lengths
Interior & Exterior, Water, Rot, Insect Resistant

GRG Glass Fiber Reenforced Gypsum (Interior)

GFRC-Zeament™ 11 Finishes Exterior Use

Ships World Wide

* All specifications subject to change without notice, Final products & Measurements may vary from this brochure



Imperial Productions®

1-800-399-7585

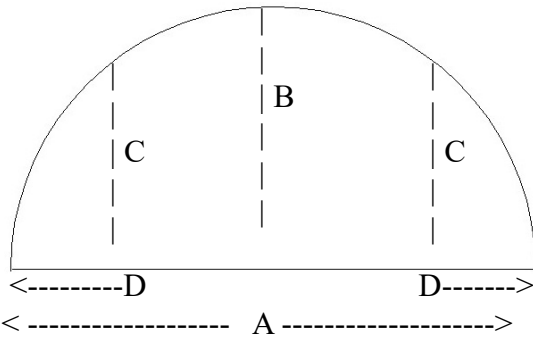
Imperial Productions & Distribution Inc Toronto / New York

email sales@imperialproductions.com copyright 2016 MRDCI All Rights Reserved

Nov 2018

Profile: IPNP8001 Flexible ResinMold®

1) ARCH - True 1/2 Circle & Eyebrow Elevation Drawing



Please Provide Inside Measurements

Horizontal A = _____ Center Rise B = _____ Mid Rise C = _____

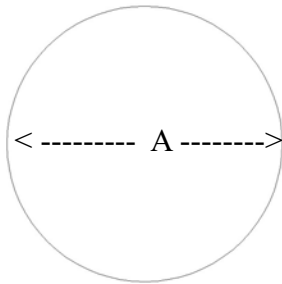
D= Distance to Side from C _____ Number of Arches: _____

2) CIRCLE

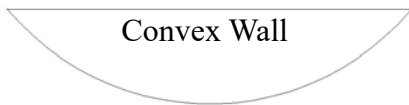
Diameter A _____

or Circumference _____

of Circles _____

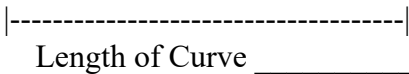


3) CURVED WALL Plan View Drawings



Convex Wall

A = Depth= _____

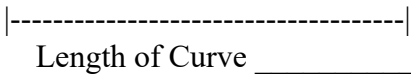


Length of Curve _____



Concave Wall

A = Depth= _____



Length of Curve _____

4) STRAIGHT LENGTHS

Total Feet (Meters)

Required: _____



Imperial Productions®

1-800-399-7585

Imperial Productions & Distribution Inc Toronto / New York

email sales@imperialproductions.com copyright 2016 MRDCI All Rights Reserved

Nov 2018