



Casing: IPCAS1038 Hardwood & ResinMold®

Imperial:
2-1/2" wide
9/16" deep

Metric:
6.35 cm wide
1.44 cm deep



24 Quality Woods

Available for Straight Lengths
Ready to Prime or Paint

Flexible ResinMold®

for Straight Lengths
Concave & Convex Curves
Arches

Flexible ResinMold®



Available in Eyebrow Arches



Half Circle Arch



Flexible Material in Straight
Lengths



Arches Custom Made
Eyebrow, Half Circle
Full Circle, Ellipse
as per the Radius



Water, Rot, Insect Resistant
Flexible Synaptic Polymer
Memory keeps shape
Custom Made as per the Arch
Exterior or Interior Applications
Affix with Pinner or

Construction Adhesive

Paintable: Primed Beige

Stainable:

Apply with Wiping Stain

Solid Colors are best, not suitable
for clear coating



ResinMold® Stained

* All specifications subject to change without notice, Measurements are approximate & Final Product may vary from this brochure



Imperial Productions®

1-800-399-7585 Toronto / New York / Chicago

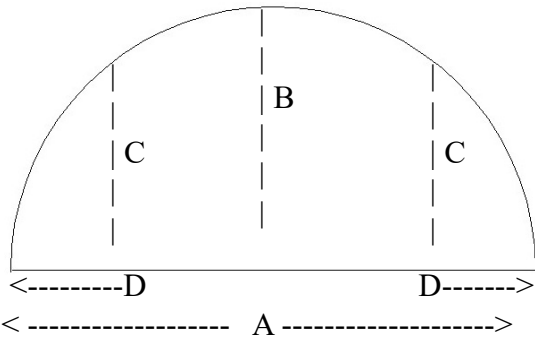
Imperial Productions & Distribution Inc.

email sales@imperialproductions.com copyright 2016 MRDCI All Rights Reserved

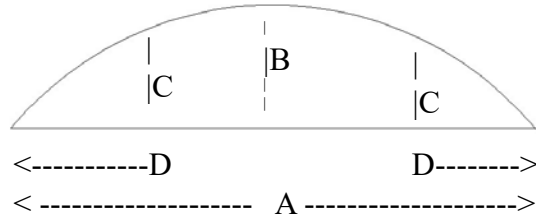
JAN-24

Profile: IPCAS1038 Flexible ResinMold®

1) ARCH - True 1/2 Circle & Eyebrow Elevation Drawing



Eyebrow



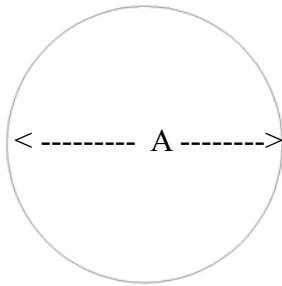
Provide Inside Measurements

Horizontal A = _____ Center Rise B = _____ Mid Rise C = _____

D = Distance to Side from C _____ Number of Arches: _____

2) CIRCLE

Diameter A _____
 or Circumference _____
 # of Circles _____



3) CURVED WALL Plan View Drawings



Length of Curve _____



Length of Curve _____

4) STRAIGHT LENGTHS

Total Feet (Meters)
 Required: _____

5) ORIENTATION circle one



Imperial Productions®

Imperial Productions & Distribution Inc.

email sales@imperialproductions.com

1-800-399-7585 Toronto / New York / Chicago

copyright 2016 MRDCI All Rights Reserved

JAN-24