




Casing: IPCAS1023 Hardwood & ResinMold®

Imperial:
2-1/4" wide
9/16" deep

Metric:
5.71 cm wide
1.44cm deep



24 Quality Woods

Available for Straight Lengths
Ready to Prime or Paint

Flexible ResinMold®

for Straight Lengths
Concave & Convex Curves
Arches

Water, Rot, Insect Resistant
Flexible Synaptic Polymer
Memory keeps shape
Custom Made as per the Arch
Exterior or Interior Applications
Affix with Pinner or

Construction Adhesive

Paintable: Primed Beige

Stainable:

Apply with Wiping Stain

Solid Colors are best, not suitable
for clear coating

Flexible ResinMold®



Available in Eyebrow Arches



Half Circle Arch



Flexible Material in Straight
Lengths



Arches Custom Made
Eyebrow, Half Circle
Full Circle, Ellipse
as per the Radius



ResinMold® Stained



* All specifications subject to change without notice, Measurements are approximate & Final Product may vary from this brochure



Imperial Productions®

1-800-399-7585 Toronto / New York / Chicago

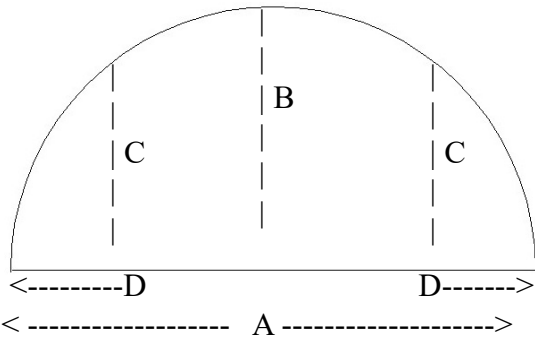
Imperial Productions & Distribution Inc.

email sales@imperialproductions.com copyright 2016 MRDCI All Rights Reserved

JAN-24

Profile: IPCAS1023 Flexible ResinMold®

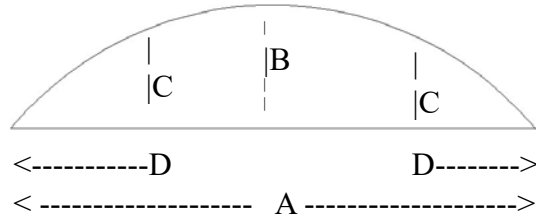
1) ARCH - True 1/2 Circle & Eyebrow Elevation Drawing



Horizontal A = _____ Center Rise B = _____ Mid Rise C = _____

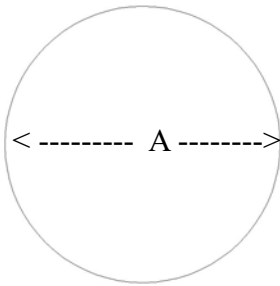
D = Distance to Side from C _____ Number of Arches: _____

Eyebrow



Provide Inside Measurements

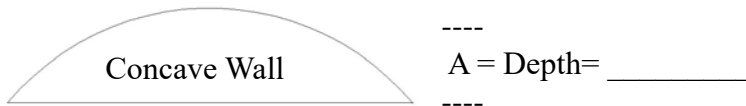
2) CIRCLE Diameter A _____
or Circumference _____
of Circles _____



3) CURVED WALL Plan View Drawings



Length of Curve _____



Length of Curve _____

4) STRAIGHT LENGTHS

Total Feet (Meters)
Required: _____

5) ORIENTATION circle one



Imperial Productions®

Imperial Productions & Distribution Inc.

email sales@imperialproductions.com copyright 2016 MRDCI All Rights Reserved

1-800-399-7585 Toronto / New York / Chicago

JAN-24