



Casing: IPCAS1017 Hardwood & ResinMold®

Imperial:
2-1/4" wide
1/2" deep

Metric:
5.71 cm wide
1.27cm deep



24 Quality Woods

Available for Straight Lengths
Ready to Prime or Paint

Flexible ResinMold®

for Straight Lengths
Concave & Convex Curves
Arches

Flexible ResinMold®



Available in Eyebrow Arches



Half Circle Arch



Flexible Material in Straight Lengths



Water, Rot, Insect Resistant
Flexible Synaptic Polymer
Memory keeps shape
Custom Made as per the Arch
Exterior or Interior Applications
Affix with Pinner or

Construction Adhesive
Paintable: Primed Beige
Stainable:

Apply with Wiping Stain

Solid Colors are best, not suitable
for clear coating



ResinMold® Stained



Arches Custom Made
Eyebrow, Half Circle
Full Circle, Ellipse
as per the Radius

* All specifications subject to change without notice, Measurements are approximate & Final Product may vary from this brochure



Imperial Productions®

Imperial Productions & Distribution Inc.

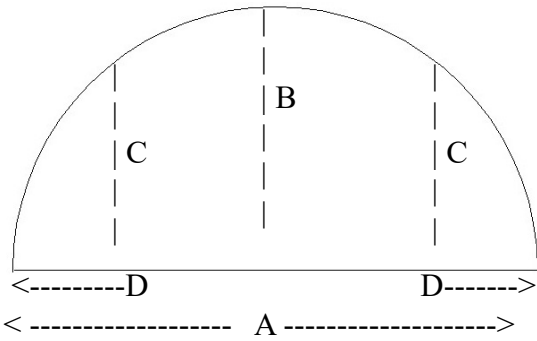
email sales@imperialproductions.com copyright 2016 MRDCI All Rights Reserved

1-800-399-7585 Toronto / New York / Chicago

JAN-24

Profile: IPCAS1017 Flexible ResinMold®

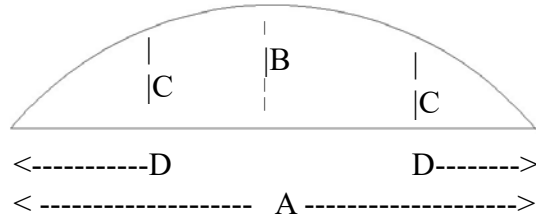
1) ARCH - True 1/2 Circle & Eyebrow Elevation Drawing



Horizontal A = _____ Center Rise B = _____ Mid Rise C = _____

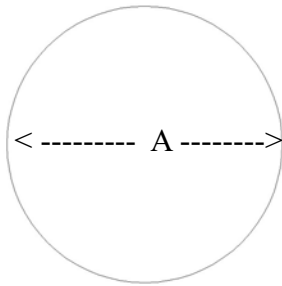
D = Distance to Side from C _____ Number of Arches: _____

Eyebrow

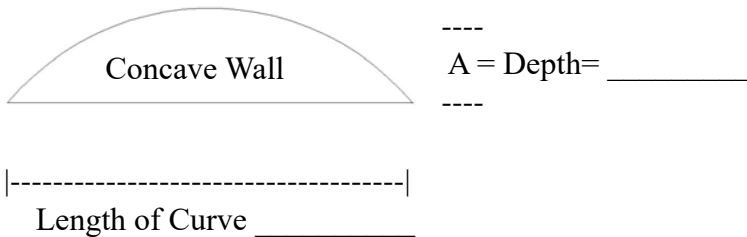
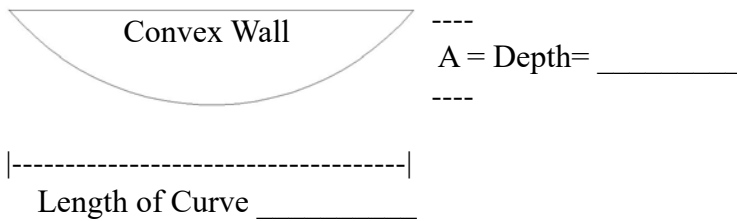


Provide Inside Measurements

2) CIRCLE Diameter A _____
or Circumference _____
of Circles _____



3) CURVED WALL Plan View Drawings



4) STRAIGHT LENGTHS

Total Feet (Meters)
Required: _____

5) ORIENTATION circle one



Imperial Productions®

Imperial Productions & Distribution Inc.

email sales@imperialproductions.com copyright 2016 MRDCI All Rights Reserved

1-800-399-7585 Toronto / New York / Chicago

JAN-24