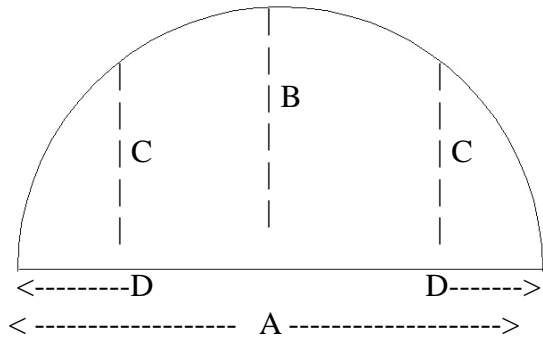




# IPBKM103 Flexible ResinMold®

## 1) ARCH - True 1/2 Circle & Eyebrow Elevation Drawing



-----  
|  
Projection  
3/4"  
1.9cm  
|  
-----

Width 2" (5cm)

Horizontal A = \_\_\_\_\_ Center Rise B = \_\_\_\_\_ Mid Rise C = \_\_\_\_\_

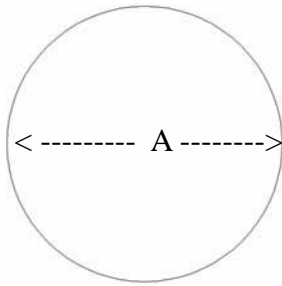
D= Distance to Side from C \_\_\_\_\_ Number of Arches: \_\_\_\_\_

## 2) CIRCLE

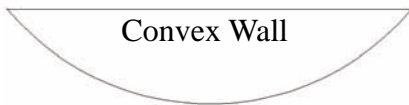
Diameter A \_\_\_\_\_

or Circumference \_\_\_\_\_

# of Circles \_\_\_\_\_

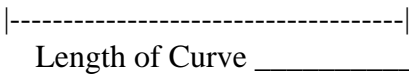


## 3) CURVED WALL Plan View Drawings



Convex Wall

A = Depth= \_\_\_\_\_

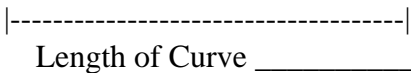


Length of Curve \_\_\_\_\_



Concave Wall

A = Depth= \_\_\_\_\_



Length of Curve \_\_\_\_\_

## 4) STRAIGHT LENGTHS

Total Feet (Meters)

Required: \_\_\_\_\_



Imperial Productions®

1-800-399-7585

Imperial Productions & Distribution Inc Toronto / New York

JUL-22

email sales@imperialproductions.com copyright 2016 MRDCI All Rights Reserved



# Download & Fill-In Form

Name / Company: \_\_\_\_\_

Phone \_\_\_\_\_ Email \_\_\_\_\_

Billing Address: \_\_\_\_\_

City: \_\_\_\_\_ Prov / State \_\_\_\_\_

PC / Zip Code \_\_\_\_\_

Ship to Address: \_\_\_\_\_

City: \_\_\_\_\_ Prov / State \_\_\_\_\_

PC / Zip Code \_\_\_\_\_

Product Code: \_\_\_\_\_

Quantity: \_\_\_\_\_

Notes: \_\_\_\_\_

Fill-in & Email to [sales@imperialproductions.com](mailto:sales@imperialproductions.com)

